

Remote Meetings Best Practices

- Turn off your video function
- Please go on **Mute** unless you are speaking
- Please **enter your questions in the chat function**. When your question is being answered, you can go off **Mute** to ask follow-up questions
- Please do not use the chat function for off-topic discussions

DATA WAREHOUSE
STUDENT DATA USER GROUP
SEPTEMBER 9, 2021

Agenda

- ❖ Announcements
- ❖ Release 1: Pennant Financial Aid
- ❖ Release 1: Pennant Student Records
- ❖ Wrap-up

Announcements

Changes and additions to tables:

- ST_TERM column name changes: BILLING_RATE to RATE and BILLING_RATE_DESC to RATE_DESC
- CRSE_SECT_INSTRUCTOR new column: INSTRUCTOR_EMAIL
- ST_ACTIVITY new column: ACTIVITY_DESC
- V_SUBJECT and V_SUBJECT_V new columns: SCHOOL_CODE and ORG_CODE
- ST_DEGREE_PURSUAL and ST_DEGREE_TERM new columns: ACAD_PROG_TYPE, ACAD_PROG_TYPE_DESC, CREDENTIAL_IND, DEGREE_SEEKING_IND
- ST_TERM and ST_DEGREE_TERM: Graduation Term and Graduation Date have been *removed* and in ST_DEGREE_PURSUAL, we now have GRADUATION_TERM, GRADUATION_DATE, and GRADUATION_ACAD_YEAR

Announcements, continued

- Curriculum Management enhancements and new columns
Banner prereqs and Banner prereqs CL, Course attributes, Credits (change to the way it was stored), Schedule type hours, Multi-term indicator and Multi-term details
Collection documentation: <https://www.isc.upenn.edu/curriculum-management-data-collection>
- Student Records Release 1.0 in production in early September
- Financial Aid Release 1.0 will be in the production warehouse end of September
- In early October we will be using a different source: SIT or system integration testing environment (the data available for development and query re-writing should be more complete than what we have had so far)

Release 1: Pennant Financial Aid

- Pennant Financial Aid is the new financial aid data warehouse that uses Banner as the main source of data.
- Pennant Financial Aid tables will be available in production at the end of September.
- An email will be going out to the Financial Aid Data Warehouse user listserv sometime within the next week with link for eform to request access.
- For aid year 2021-2022, SAM and current Financial Aid data warehouse should be source of data analysis.
 - For R1 - Banner is being used to process applicants for Fall 2022 (Financial Aid Year 2022-2023)

Release 1: Pennant Student Records database tables

Production Database Tables in **DWNGSS_PS**

Course tables:

COURSE
COURSE_XLIST
CRSE_ATTRIBUTE
CRSE_COREQ
CRSE_EQUIV
CRSE_GRADE_MODE
CRSE_LEVEL
CRSE_MUTUAL_EXCL
CRSE_PREREQ
CRSE_SCHED_TYPE
CRSE_TESTSCORE_PREREQ

Course Section tables:

CRSE_SECTION
CRSE_SECT_ATTRIBUTE
CRSE_SECT_INSTRUCTOR
CRSE_SECT_MEETING
CRSE_SECT_OVERRIDE
CRSE_SECT_SCHED_WITH
CRSE_SECT_SCHED_WITH_GRP
ST_CRSE_FEES

Note: This is the initial list; additional tables may be added later

Pennant Student Records tables, continued

Production Database Tables in **DWNGSS**

All of the validation tables that support Course and Course Sections: tables all start with V_,
for example (note: *the following is not a complete list!*)

V_BUILDING
V_CAMPUS
V_CRSE_DURUNIT
V_CRSE_PROG_ATTR
V_CRSE_TERMS_OFFR
V_DEPARTMENT
V_DIVISION
V_SCHOOL

See <https://www.isc.upenn.edu/pennant-student-records> for the table and element descriptions

Pennant Student Records tables, continued

A note about validation tables and views:

When a V_ table contains a Long Description, there can be multiple rows: long descriptions have start/end terms. To get back just one row, with just the most recent long description, use the view related to that table.

For example: V_DEPARTMENT has both a short and a long description for each department code. Over time, departments could potentially have a name change. (below is a made-up example)

DEPT_CODE	DEPT_DESC	DEPT_DESC_LONG	LONG_DESC_START_TERM	LONG_DESC_END_TERM
ENGL	English	English	201920	999999
WHCP	Wharton Communication Pgm	Wharton Communication Program	201920	999999
VBMS	Veterinary & Biomed Science	Veterinary & Biomedical Science	201920	202220
VBMS	Veterinary & Biomed Science	Veterinary and Biomedical Science	202230	999999

The view called V_DEPARTMENT_V will have just the most recent row for each description.

See later slide in this presentation for what these will look like in the Pennant Student Records Universe...





















Pennant Student Records Universe

Pennant Student Records

Universe in production will only display the folders and objects related to Courses and Course Sections

The validation tables will be at the bottom of the list of classes

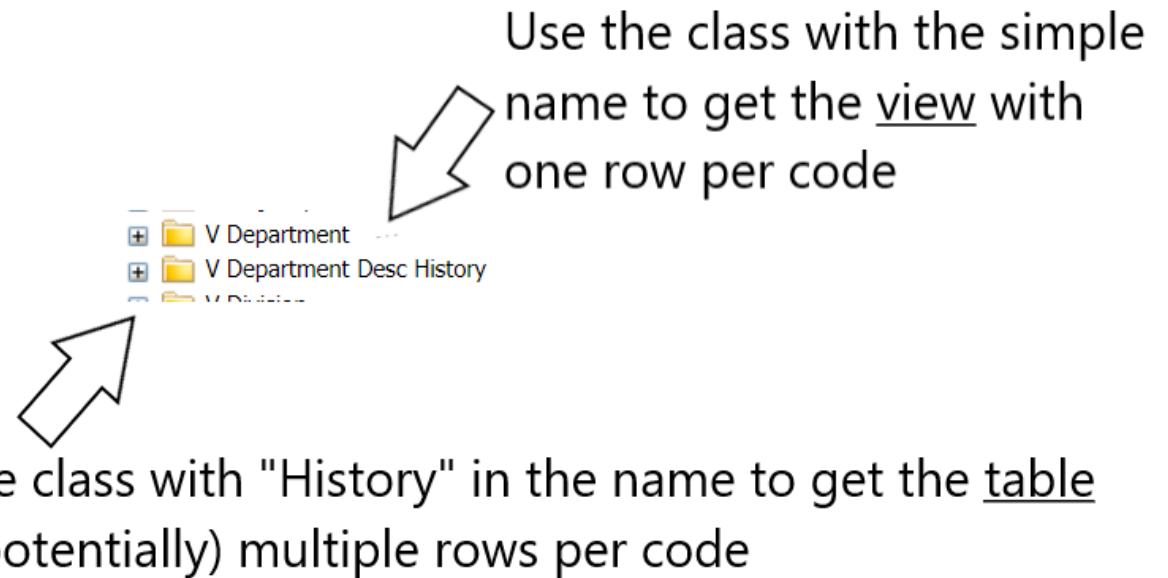
The rest of the production universe will be available in March of 2022

- +  Course
- +  Course Attributes
- +  Course Corequisites
- +  Course Equivalencies
- +  Course Grade Mode
- +  Course Level
- +  Course Prerequisites
- +  Course Sched Type
- +  Course Testscore Prereq
- +  Course Also Offered As
- +  Course Mutually Exclude
- +  -----
- +  Course Section
- +  Course Section Attribute
- +  Course Section Instructor
- +  Course Section Meeting
- +  Course Section Override
- +  Course Section Scheduled With
- +  Course Section Scheduled With Group
- +  Course Section Fees

Pennant Student Records Universe, continued

A note about validation tables and views:

When a validation table contains a long description, there will be two classes in the Universe...



Pennant Student Records Universe, continued

If you do not need the long description, in most situations you might not even need to go to the validation tables because the universe classes will contain both the code and the Banner description.

- Course
 - Active Flag (Crse)
 - Additional Fees Ind (Crse)
 - Billing Var Cred (Crse)
 - Billing Min Credit Bu (Crse)
 - Billing Min Cred (Crse)
 - Billing Max Credit Bu (Crse)
 - Billing Max Cred (Crse)
 - Catalog End Term (Crse)
 - Catalog Start Term (Crse)
 - Catalog Print Flag (Crse)
 - Continuing Ed Ind (Crse)
 - Contact Hours Ind (Crse)
 - Contact Hours Low Bu (Crse)
 - Contact Hours High (Crse)
 - Course Clasif Level (Crse)
 - Course ID (Crse)
 - Course Num (Crse)
 - Credit Type (Crse)
 - Department (Crse)
 - Dept Desc (Crse)

Pennant Student Records Universe, continued

If you are getting a long description from a validation table, be sure to include the join in your universe query filters

The screenshot displays a query builder interface with two main sections: "Result Objects" and "Query Filters".

- Result Objects:** This section contains four buttons: "Course ID (Crse)", "Department (Crse)", "Dept Long Desc (V_Dep)", and a partially visible "De".
- Query Filters:** This section contains two filter conditions connected by an "AND" operator:
 - The first filter is "Subject (Crse) Equal to MATH".
 - The second filter is "Department (Crse) Equal to Dept Code (V_Dep)". A mouse cursor is pointing at this filter.

Pennant Student Records data

Initially, the only data you will see in production Pennant Student Records will be for Courses (data coming from the Course Catalog).

Later on, as departments begin to create their section data in CLSS, we will begin to see some Course Section data, for course sections that will be offered in the 202220 (Summer 2022) and 202230 (Fall 2022).

Reminder: No student data is included in this release.

If you are in “development mode” and working on getting your queries Pennant-ready, we recommend that you continue to use the development environment. That universe is now named:

Pennant Student Records - DWHE

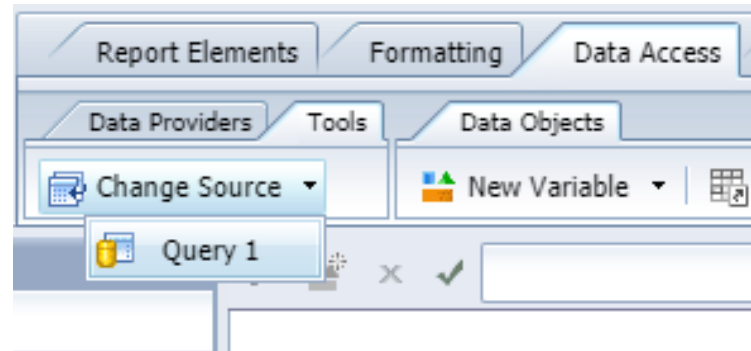
Wrap-up

- Questions/comments
- Feedback/ Suggestions for future meetings?
- Follow-up questions/comments: da-staff@isc.upenn.edu
- Discussions about student data: student-wh@lists.upenn.edu

Post-meeting demo: pointing a Webi query to a different universe

If you already have Webi queries that pointed to Pennant Student Records, and you want to continue developing and thus need to point them to Pennant Student Records – DWHE, do the following:

1. Modify the report. From the Data Access tab, select the Tools sub-tab, and click on Change Source, and select your query.



Pointing to a different universe

(continued)

2. A Change Data Source window will open. Click on the radio button for “Specify a new data source”, and select Universe...

Not shown:

3. Select **Pennant Student Records – DWHE** from the available universe list.

4. Click on OK, then click on Next (twice). You’ll notice that all of the same objects are in both universes.

5. Click on Finish and refresh your report.

